

RESTART SCOUTING SAFELY PLANNING GUIDE

* Be sure to **abide by guidance and restrictions from the state or county for your activity destination as well as your point of origin** if applicable.
 * Always consult with your Chartered Organization before conducting an activity, and abide by the organizations guidelines.
 * Restart Scouting Safely Planning Guide is subject to change with updated COVID-19 guidance from local, state, and federal sources.
 * Please contact your District Executive if you have questions or concerns regarding the safe restart of Scouting in your unit.

OHIO COVID 19 RISK LEVEL GUIDELINES BY COUNTY

LEVEL 1 PUBLIC EMERGENCY <i>Active exposure or spread</i>	LEVEL 2 PUBLIC EMERGENCY <i>Increased exposure or spread</i>	Level 3 PUBLIC EMERGENCY <i>Very high exposure and spread</i>	LEVEL 4 PUBLIC EMERGENCY <i>Severe exposure or spread</i>
---	--	---	---



Meetings & Unit Activities

Scouts meet with Social Distance of at least 6 feet (except for family members) & wear face coverings in any indoor location and outdoors when unable to consistently maintain a distance of six feet or more.	Scouts meet with Social Distance of at least 6 feet (except for family members) & wear face coverings in any indoor location and outdoors when unable to consistently maintain a distance of six feet or more.	Scouting meetings will be allowed if the local schools are providing in-school instruction (in person/non-virtual) and sports programs are occurring in the local community. If the local schools are not having in-person instruction, Scouting units should not meet or if the county is listed on the level 4 watch list . Scouts meet with Social Distance of at least 6 feet (except for family members) & wear face coverings in any indoor location and outdoors when unable to consistently maintain a distance of six feet or more.	Virtual Programs and Meetings Only
Avoid gathering all Scouts in one large group. Divide the Scouting unit into groups (patrols/dens) of no more than 10 people and avoid mixing Scouts from each group. Account for two-deep leadership in the maximum group size number of 10.	Avoid gathering all Scouts in one large group. Divide the Scouting unit into groups (patrols/dens) of no more than 10 people and avoid mixing Scouts from each group. Account for two-deep leadership in the maximum group size number of 10.	Avoid gathering all Scouts in one large group. Divide the Scouting unit into groups (patrols/dens) of no more than 10 people and avoid mixing Scouts from each group. Account for two-deep leadership in the maximum group size number of 10.	



Dining & Food Prep

Develop dining protocols to include: No self-serve buffet meals or common water coolers. Use disposable utensils, napkins, cups and plates. Clean and disinfect eating and cooking gear after each use. Ensure proper sanitation and handwashing.	Develop dining protocols to include: No self-serve buffet meals or common water coolers. Use disposable utensils, napkins, cups and plates. Clean and disinfect eating and cooking gear after each use. Ensure proper sanitation and handwashing.	If your county is a level 3 you should not include food prep or dining as part of your Scouting functions or meetings.	Virtual Programs and Meetings Only
No congregating under dining fly or pavilion. If utilizing picnic tables, continue to maintain social distancing.	No congregating under dining fly or pavilion. If utilizing picnic tables, continue to maintain social distancing. Consider any food preparation and handling to be done by a limited number of people and use a 'grab-and-go' pre-packaged approach to meal service. Consider having at least one adult that reviews <i>ServSafe</i> guidelines and ensures that any youth involved in food service are directly supervised by adults. Visit www.servsafe.com for more information on food preparation amidst the Coronavirus.		



Camping

Develop tenting to include: One Scout per tent unless Scouts are from the same household and meets Guide to Safe Scouting Guidelines in regard to age and tenting requirements. 6 feet of space between tents. No more than 10 people per campsite. Social distance at all times, including during campfire & mealtimes. Account for two-deep leadership in the maximum group size number of 10. No cabin camping. Adirondacks will be limited to same guidelines as tents.	Develop tenting protocols to include: One Scout per tent unless Scouts are from the same household and meets Guide to Safe Scouting Guidelines in regard to age and tenting requirements. 6 feet of space between tents. No more than 10 people per campsite. Social distance at all times, including during campfire & mealtimes. Account for two-deep leadership in the maximum group size number of 10. No cabin camping. Adirondacks will be limited to same guidelines as tents.	If your county is a level 3 you should not be holding overnight camping trips.	Virtual Programs and Meetings Only
Camp Lakota and Berry open August 28 for overnight camping. Limited Campsites available w/ maximum occupancy of 10 people. <i>Reservation system will open 8/26/20</i>	Camp Lakota and Berry open August 28 for overnight camping. Limited Campsites available w/ maximum occupancy of 10 people. <i>Reservation system will open 8/26/20</i>	Camp Properties Closed	Camp Properties Closed



Transportation

No Carpooling, unless Scouts are from the same household.	No Carpooling, unless Scouts are from the same household.	No Carpooling, unless Scouts are from the same household. If your county is a level 3 you should not travel outside the county for Scouting functions or meetings.	Virtual Programs and Meetings Only
Assessing County Public Health Emergency Levels: Default to the county that has the highest level of risk, either county of origin or county of destination. If traveling out of state, units should consider how the destination location aligns with the State of Ohio Public Health Advisory System.	Assessing County Public Health Emergency Levels: Default to the county that has the highest level of risk, either county of origin or county of destination. If traveling out of state, units should consider how the destination location aligns with the State of Ohio Public Health Advisory System.		
Be advised of any destination state's restrictions and other travel restrictions as Scouting plans are developed.	Be advised of any destination state's restrictions and other travel restrictions as Scouting plans are developed. Consider staying local to your geographic area and if you must travel, limit mixing with others along the way.		



Health and Safety

Screen Scouts and Scouters before attending unit functions (take temperature, ask if feeling well).	Screen Scouts and Scouters before attending unit functions (take temperature, ask if feeling well).	Screen Scouts and Scouters before attending unit functions (take temperature, ask if feeling well).	Virtual Programs and Meetings Only
Have a prepared plan to address medical protocol should a Scout or Scouter become ill during a meeting or other activity.	Have a prepared plan to address medical protocol should a Scout or Scouter become ill during a meeting or other activity.	Have a prepared plan to address medical protocol should a Scout or Scouter become ill during a meeting or other activity.	
Maintain attendance records for both youth and adults at all meetings and functions in the event contact tracing is needed.	Maintain attendance records for both youth and adults at all meetings and functions in the event contact tracing is needed.	Maintain attendance records for both youth and adults at all meetings and functions in the event contact tracing is needed.	



Council Staff Support





Findlay and Lima Service Center & Scout Shop Open (Masks Required, Maintain Social Distancing)	Findlay and Lima Service Center & Scout Shop Open (Masks Required, Maintain Social Distancing)	Findlay and Lima Service Center & Scout Shop Open (Masks Required, Maintain Social Distancing)	Findlay and Lima Service Center & Scout Shop Closed
Black Swamp Area Council Staff available	Black Swamp Area Council Staff available virtually and on a limited in person basis. (Please always pre-schedule appointments)	Black Swamp Area Council Staff available virtually and on a limited in person basis. (Please always pre-schedule appointments)	Black Swamp Area Council Staff Available Virtually only

updated on : 9/29/2020


RESTART SCOUTING SAFELY PLANNING GUIDE

* Restart Scouting Safely Planning Guide is subject to change with updated COVID-19 guidance from local, state, and federal sources.

updated on : 9/29/2020

-  1. Develop your Scout Unit's COVID-19 'Restart Scouting Safely' plan with your unit committee.
-  2. Share your plan with your Scout Unit's Chartered Organization. Discuss other requirements and guidelines they may have in place and if your Scout unit has permission to begin using their facilities/ space for meetings.
-  3. Communicate your unit's plan to your Scouting families. Be sensitive to all families and consider offering a hybrid (both in-person and virtual) program to ensure all Scouts have the opportunity to participate. Parents should only resume Scouting when they are comfortable. Parents are highly encouraged to ask their unit leadership questions about the unit's plan to restart Scouting safely and a unit should ONLY begin meeting if social distancing can be assured.
-  4. Monitor and adjust your unit's plan to be current with any new local, state, or federal changes. **As always follow the Guide to Safe Scouting.**

ADDITIONAL RESOURCES

 Wash hands frequently with soap and water for at least 20 seconds. Use hand sanitizer frequently. Avoid touching your face. Cover coughs or sneezes (e.g., into a tissue, or elbow). For more resources to reduce the risk of spread visit the CDC website at <https://www.cdc.gov/coronavirus/2019-ncov/prevent-getting-sick/prevention.html>



Per CDC, symptoms of COVID-19 include fever or chills, cough, shortness of breath or difficulty breathing, fatigue, muscle or body aches, headache, new loss of taste or smell, sore throat, congestion or runny nose, nausea or vomiting, and diarrhea. This list of symptoms can change as more is learned about COVID-19, and CDC updates this list on its website at <https://www.cdc.gov/coronavirus/2019-ncov/symptoms-testing/symptoms.html>

In the event of a COVID 19 exposure:

1. Immediately isolate those exposed from other people and notify family/families. Exposed individual(s) should seek immediate medical care.
2. Report the exposure to the local county department of public health:

Allen County	https://www.allencountypublichealth.org/	(419) 228-4457
Auglaize County	https://www.auglaizehealth.org/	(419) 738-3410
Defiance County	https://defiancecohealth.org/	(419) 784-3818
Fulton County	http://fultoncountyhealthdept.com/	(419) 337-0915
Hancock County	www.hancockpublichealth.com	(419) 424-7105
Hardin County	https://hardinhealth.org/	(419) 673-6230
Henry County	http://henrycohd.org/	(419) 599-5545
Mercer County	https://mchdohio.org/	(419) 586-3251
Paulding County	https://www.pauldingcountyhealth.com/	(419) 399-3921
Putnam County	https://putnamhealth.com/	(419) 523-5608
Seneca County	https://www.senecahealthdept.org/	(419) 447-3691
Van Wert County	http://vanwertcountyhealth.org/	(419) 238-0808
Williams County	http://www.williamscountyhealth.org/	(419) 485-3141
3. Report the incident through the National Boy Scouts of America's incident reporting tool at: <https://www.scouting.org/health-and-safety/incident-report/covid-19-incidents-exposures-supplemental-instructions/>
4. Notify your District Executive. Contact names, phone numbers and emails can be found at: <https://www.blackswampbsa.org/about-us/council-staff/63352>



For information on developing a contact tracing plan or for more resources visit the National BSA COVID resource website at <https://www.scouting.org/health-and-safety/incident-report/covid-19-incidents-exposures-supplemental-instructions/>